



NATIONAL AGENCY
OF INVESTMENT
AND PRIVATIZATION
REPUBLIC OF BELARUS

INVEST IN BELARUS

OPEN YOUR MIND, OPEN YOUR BELARUS

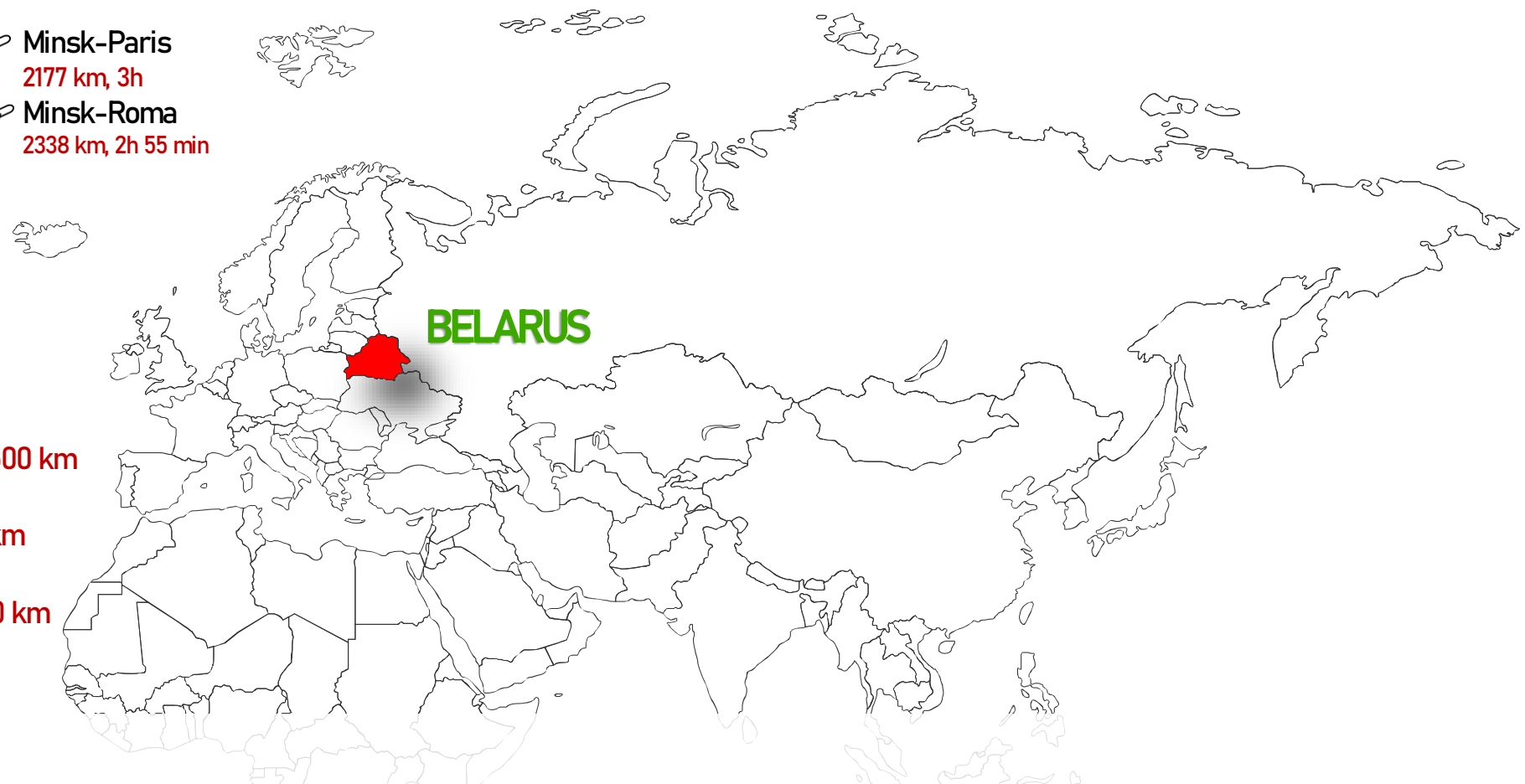
✈️ Minsk-London
2172 km, 3h 20 min

✈️ Minsk-Berlin
1112 km, 1h 50 min

✈️ Minsk-Moscow
713 km, 1h 20 min

✈️ Minsk-Paris
2177 km, 3h

✈️ Minsk-Roma
2338 km, 2h 55 min



🚢 Klaipeda Port - 500 km

🚢 Riga Port - 530 km

🚢 Tallinn Port - 790 km

💰 **Currency**
Belarusian Ruble (BYN)
\$/BYN ≈ 2.4

🗣️ **Languages**
Belarusian, Russian

🗺️ **Territory**
207 600 km²

👤 **Population**
9.48 mln (45.7 people/km²)

📍 **Capital**
Minsk

✈️ **Airports**
7 airports in the country

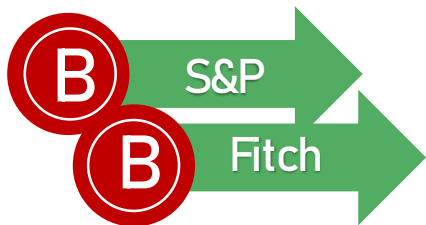
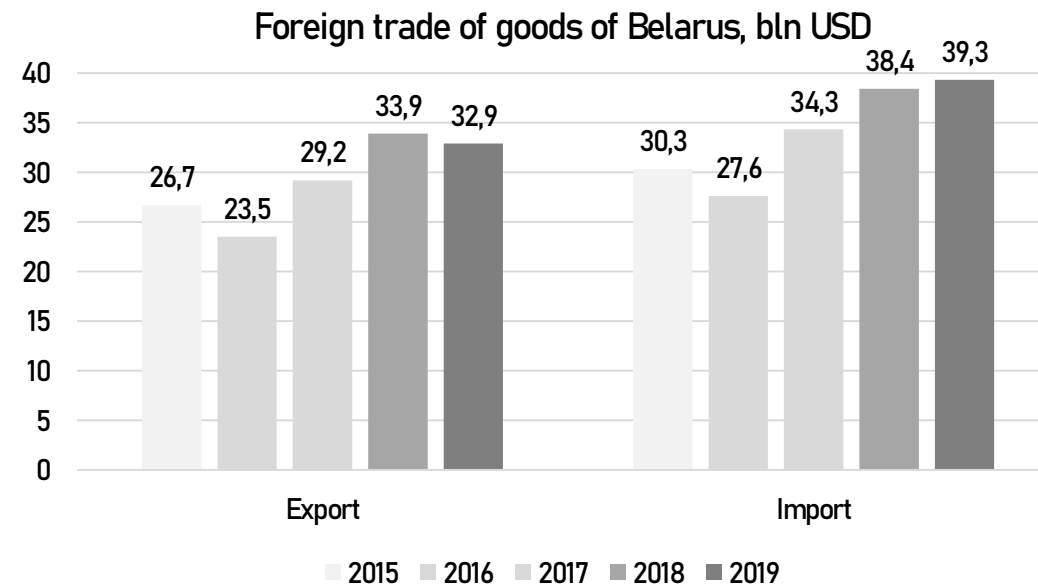
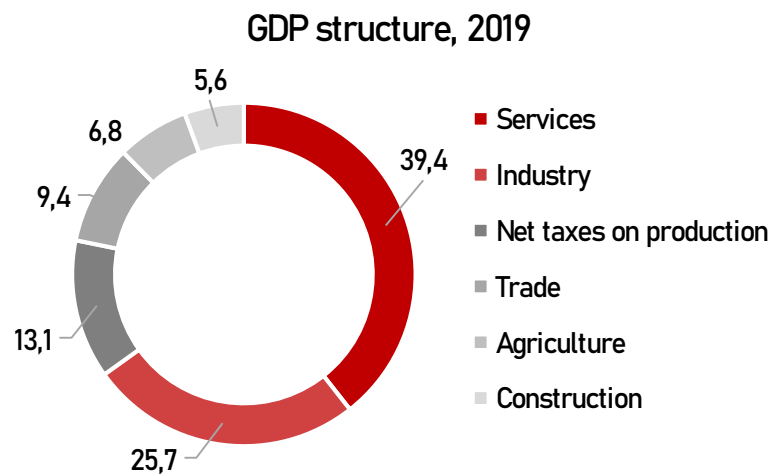
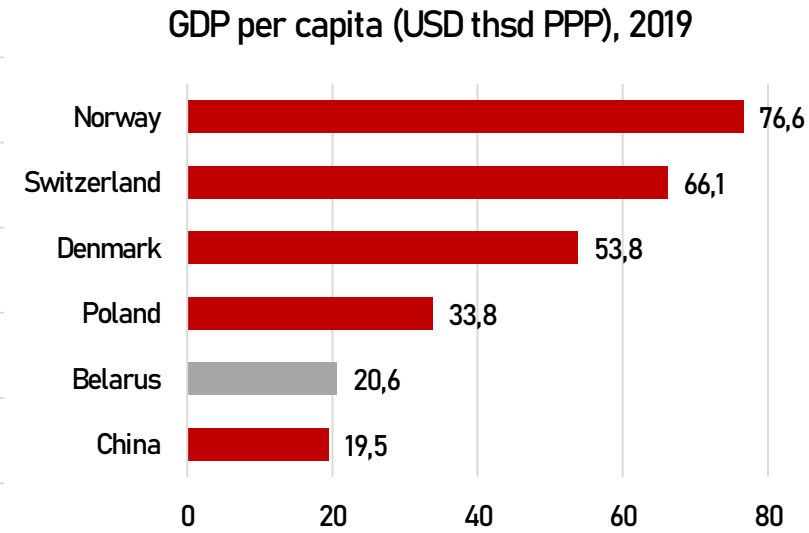
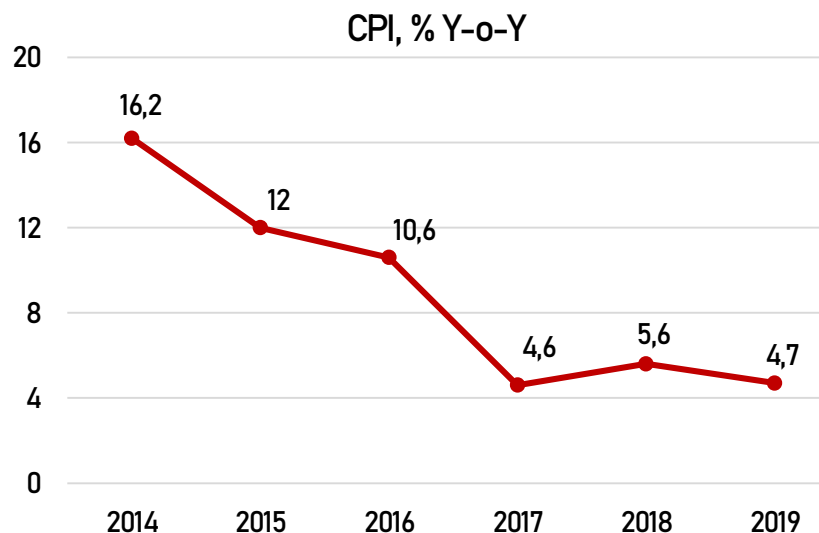
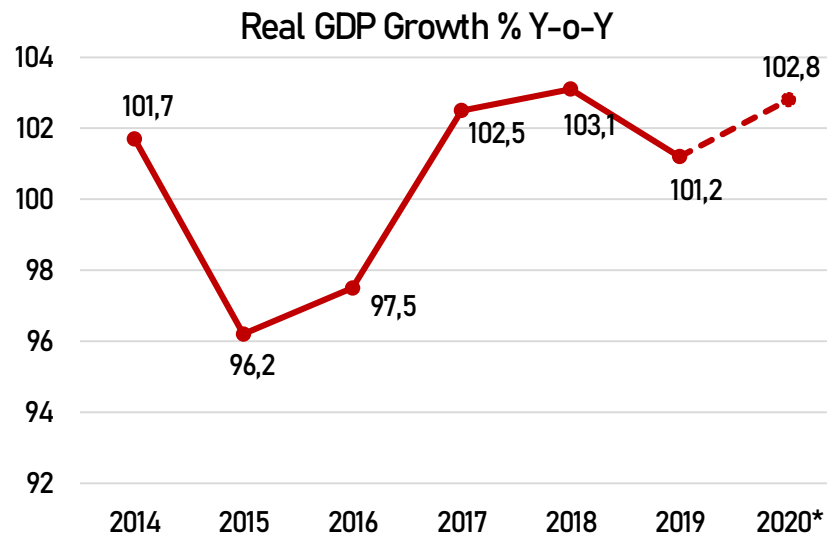
🏛️ **Confession**
80% orthodox

💡 **Urban population**
77%

📄 **Nominal GDP**
~63.2 bln USD (2019)

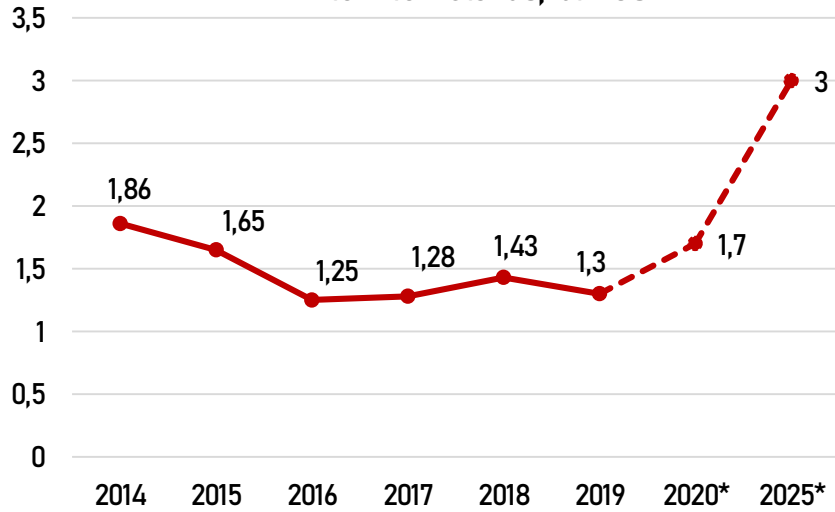
Source: Belstat; 2019 data

Key macroeconomic indicators



FDI

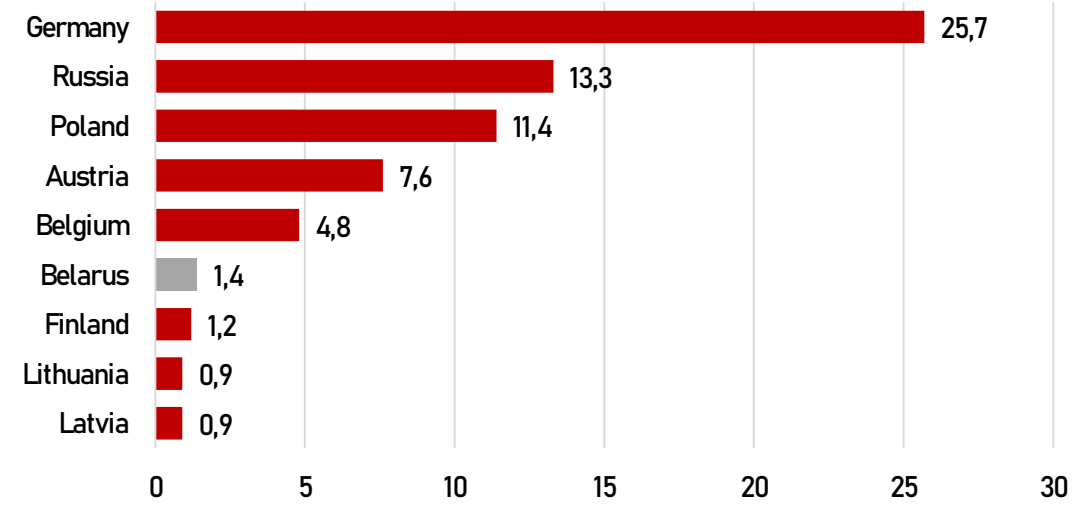
FDI inflow to Belarus, bln USD



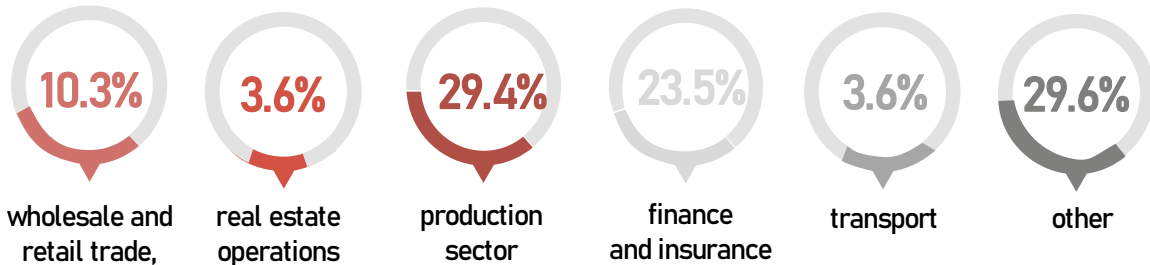
Investment opportunities

- Industry
- IT-sector
- Tourism
- Financial sector


FDI inflow, 2018, bln USD



FDI to Belarus by sectors, 2019



Top-10 FDI donor countries to Belarus, 2019



Global rankings



5.7
Dentists
per 10 000
citizens



Belarus is in
the **top 25**
countries
favorable for
motherhood



Belarus takes
the **3rd place**
in the world
export of potash
salt



The BelAZ dump
truck with a
loading capacity
of **450 tons**
twice entered into
the Guinness Book
of Records




Belarus entered
the **top 10** countries
for travel in 2019
according to
Lonely Planet



78.4% of
households
have access
to the
Internet

Density of medical doctors (per 10 000 population) average for 2009–2018



Human Development Index, 2019

- Belarus 50th**
- Bulgaria 52nd
- Georgia 70th
- China 85th

Transparency International Index, 2019

- Belarus 66th**
- Bulgaria 74th
- Ukraine 126th
- Russia 137th


e-Government Development Index, 2018

- Belarus 38th**
- Lithuania 40th
- Bulgaria 47th
- Czech Republic 54th

Source: Belstat; 2019 data
Source: World health organization;
Source: Human Development Index, UNDP
Source: Transparency International Index, transparency
Source: E-Government Development Index (EGDI)

Belarus at the global market


No **3** exporter of potash
17.2 % fertilizers
of the world market



No **3** exporter of
7.4% hoopwood
of the world market



No **5** exporter of
2.1% raw flax
of the world market



exporter of butter
8.1%
of the world market

No **3**



exporter of cheese
9.2%
of the world market

No **4**



exporter of SMP
4.8%
of the world market

No **5**

> **180** COUNTRIES
TRADE PARTNERS

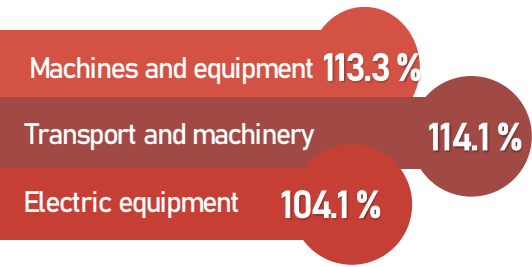
PRODUCTION
FOR EXPORT **70 %**

*ranking 2019

Source: www.fao.org
Source: www.trademap.org

Production sector

Industrial Output Index, 2019



Every day Belarus is making




Belarus mechanical engineering comprises over **250 companies** (large and medium-sized)

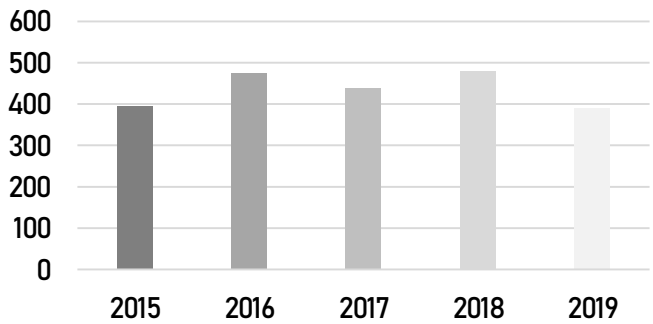


Each **10th** tractor in the world is "BELARUS"

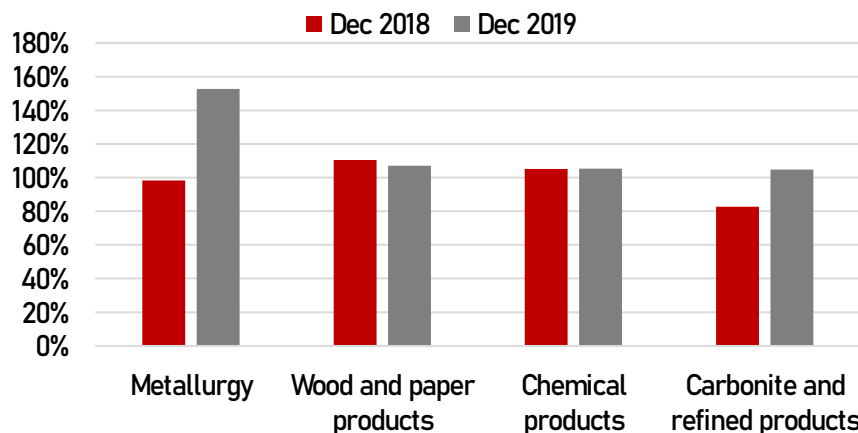


In 2019, export of mechanical engineering products rose by around **4.3% to 5.8 bln USD**

FDI sectoral structure of the production sector, mln USD



Dynamics in production sector



Source: Belstat, 2019
Source: Belarus SED Report 2019



Agriculture sector



Land area
20298.8
(1000 ha)



Agricultural land
41.1%



Agricultural area
8532.7
(1000 ha)



Main agricultural products

Potato, flax, rapeseed, sugar beets



Forest area
8633.5
(1000 ha)

Investors see the undoubted advantages of investing in the agriculture of Belarus due to in-country agribusiness development

- preferential credit resources attracted for the implementation of agricultural projects (from 3% per annum)
- state support for the development of infrastructure (roads, communications)
- single tax for agricultural producers (1% of revenue)
- VAT of 10% on agricultural products, no income tax and property tax



IT-sector

FDI in the ICT-sector, mln USD



6 times in a row the Belarusian recognized as the best world programmer at the Google Code Jam date, 2019

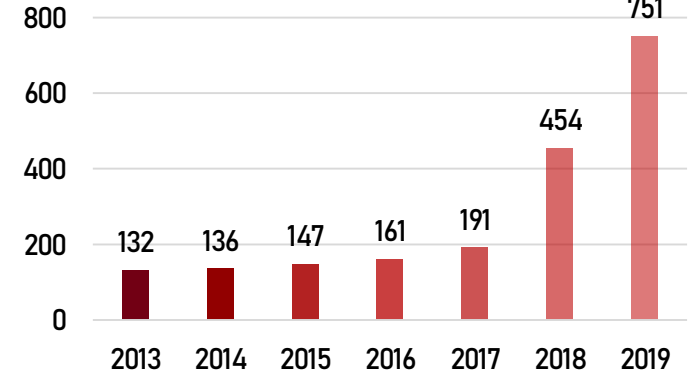


Belarusian programmers are famous all over the world date, 2019

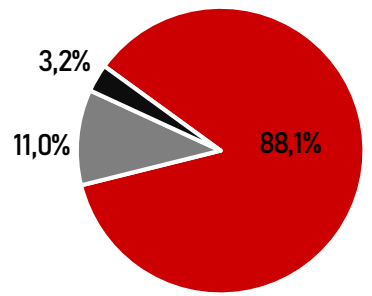


EPAM is in the top-100 fastest growing companies according to Fortune date, 2019

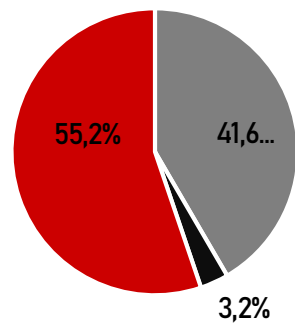
HTP residents



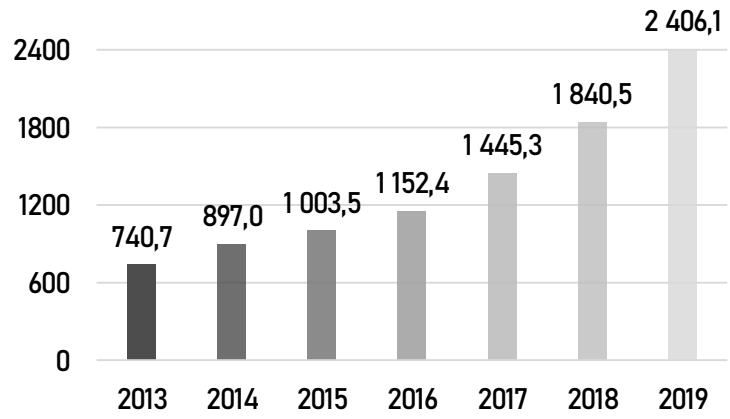
Export of ICT, 2019



Import of ICT, 2019



Services export of ICT sphere, mln USD



Source: Belstat, 2019
Source: HTP



Financial sector




24 banks

(14 with foreign capital,
5 with governmental capital,
5 with private belarusian capital)*



forex companies
(14 companies)



insurance
(16 companies)



microfinance
**(94 organizations,
5 with foreign capital)**



leasing
**(108 organizations,
31 with foreign capital)**



Belarus investment support



66 agreements for promotion and mutual protection of investments


agreements on avoidance of double taxation

70

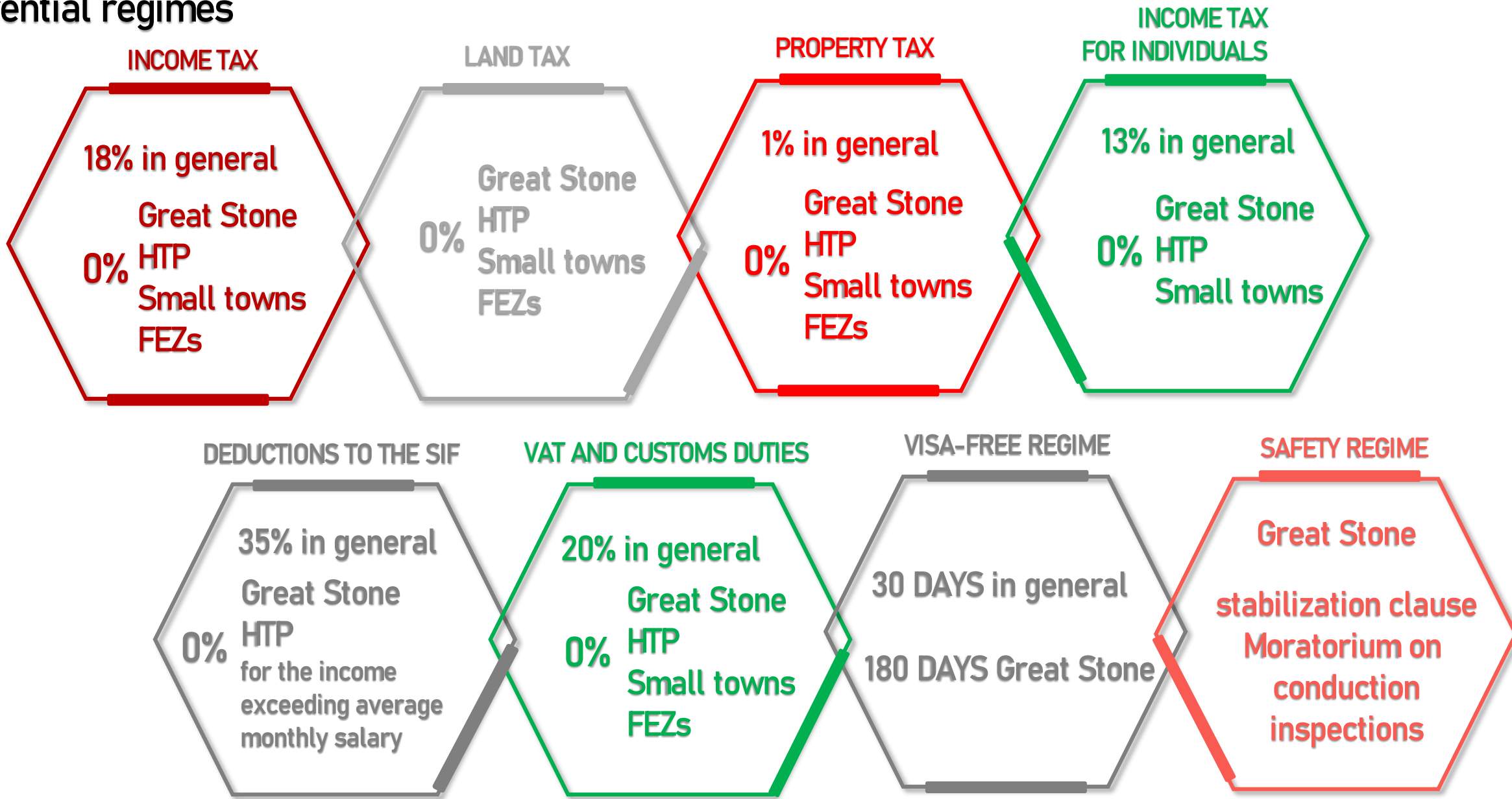


Law «On Public Private Partnerships» of 30 December 2015

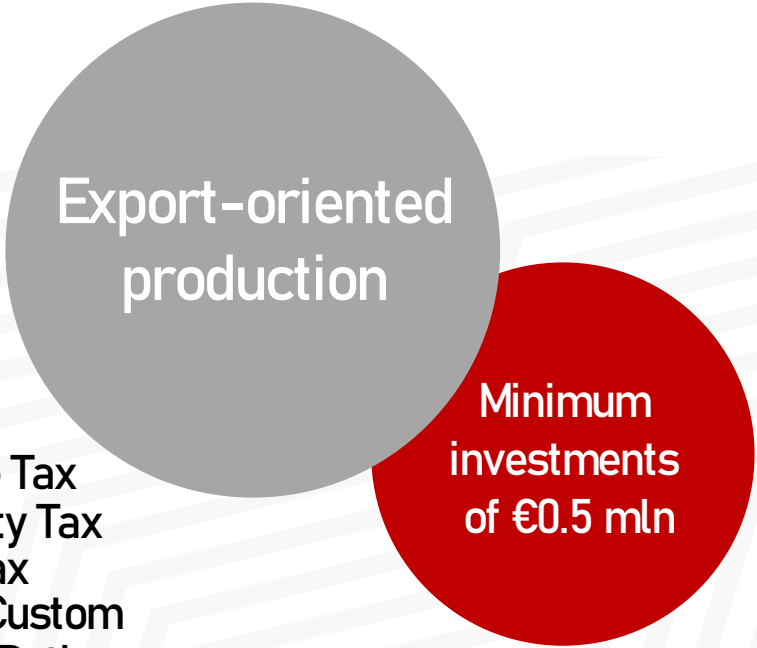
Law «On investments» of July 2013



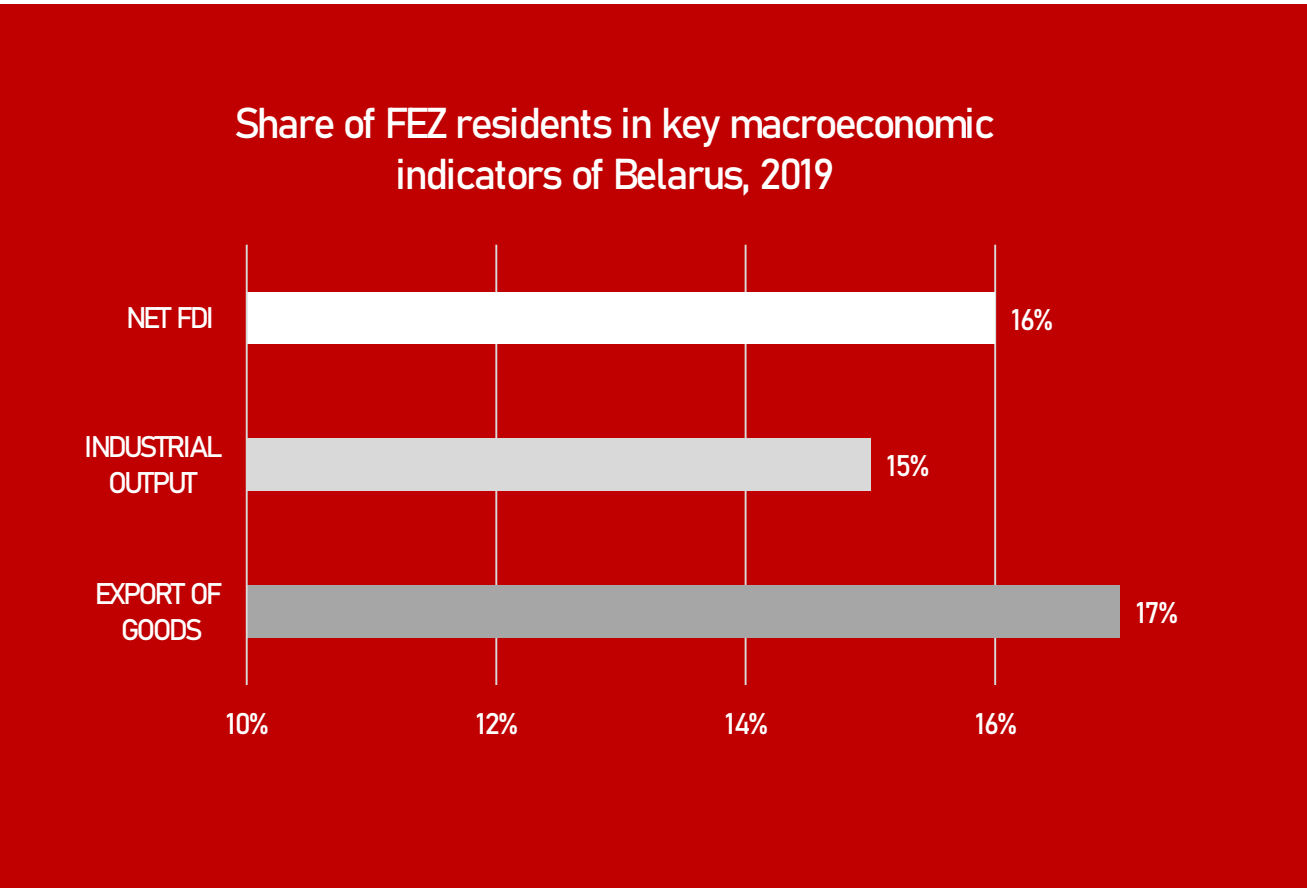
Preferential regimes



Free economic zones



0% Income Tax
Property Tax
Land Tax
VAT & Custom
Import Duties



Great Stone Industrial Park



PLACE
FOR INDUSTRIES
OF THE FUTURE



INNOVATIONS
AND
NEW TECHNOLOGIES



INTERNATIONAL
BUSINESS
COOPERATION

0% TAX PRIVILEGES
AND BENEFITS

10 years
GRANDFATHER'S
CLAUSE

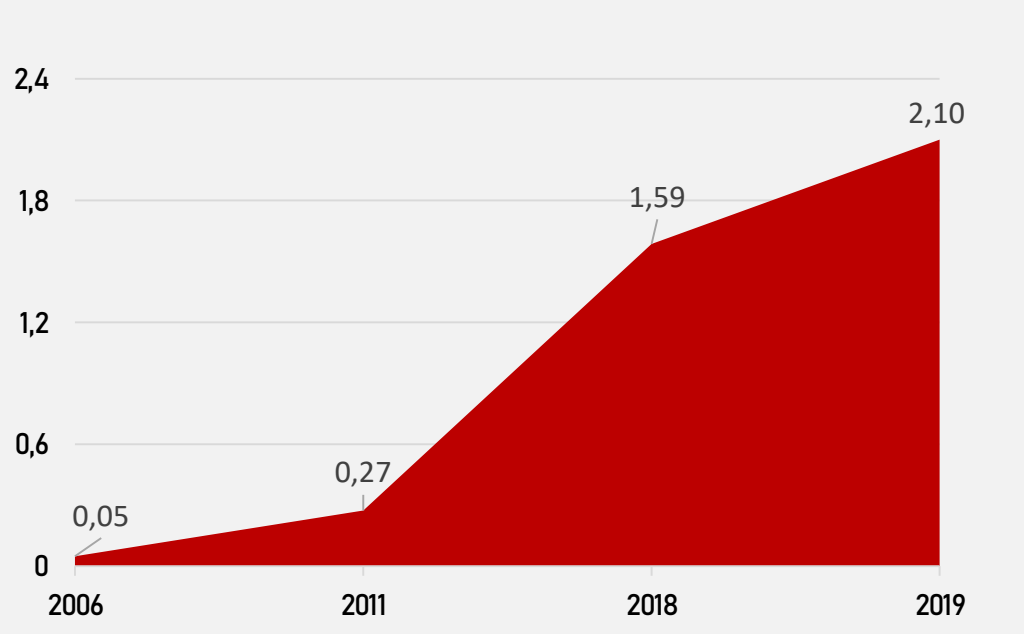
0% SPECIAL
CUSTOMS REGIME

THE MOST CONVENIENT CONDITIONS FOR
DOING BUSINESS IN THE EURASIAN REGION



HI- Tech Park

Export of IT services, bln USD



TOP-15

leading countries in IT outsourcing and high-tech services



37 000 software developers in HTP resident companies

TOP-9

destinations for software development



18% share of IT-services in export of Belarus

TOP-100

6 HTP resident companies are included in the rating The Global Outsourcing



48% of 751 resident companies are with foreign or joint ownership



91,9% of software produced in HTP is exported



Companies from **67** countries are customers of the High-Tech Park

date, 2019

HYPERVSN

itransition
SOFTWARE DEVELOPMENT COMPANY

iTechArt

GURTAM

MSQRD

Viber

WORLD OF TANKS

Flo

<epam>

WARGAMING ALLIANCE

0%

Income Tax

Property Tax

VAT & Custom
Import Duties

0%

PRODUCTION OF
GOODS OR PROVISION
OF WORKS, SERVICES

LOWER TAX RATES

(1% of the turnover from sale of goods of own production,
2% of the turnover from performing own works/services)

EXEMPTION FROM VAT

in relation to certain types of imported machinery and equipment
that are subject to 0% customs duty

FULL VAT REFUND

for developers in regard to the goods, works and
services used for constructing facilities in the Orsha region

24% RATE

of social security contributions by employers

FEZ «Bremino- Orsha»



0%

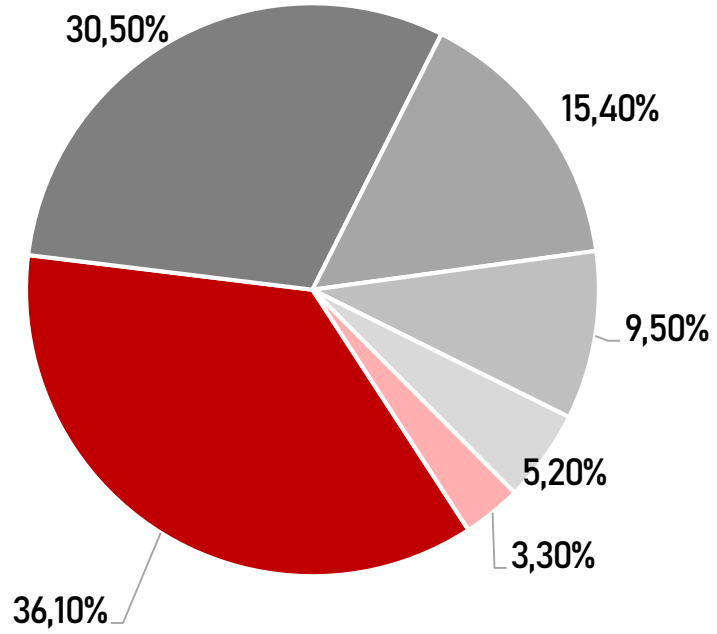
CIT
Real estate tax
VAT & Custom
Import Duties

Investment Agreement

The investors are allowed to carry out construction work stipulated by the investment project and simultaneously develop design estimates and have them evaluated and adopted at each stage of construction

- Exemption from customs duties and VAT when importing equipment
- Deduction 0% VAT
- No tender for land plot provision
- No payment for conclusion lease agreement
- No payment for land plot
- Additional government support to investments projects

INVESTMENT AGREEMENTS CURRENTLY IMPLEMENTING*




- CONSTRUCTION
- AGRICULTURE
- PROCESSING INDUSTRY
- TRADE
- OTHER
- POWER SUPPLY

*beginnings of March, 2020

Success stories



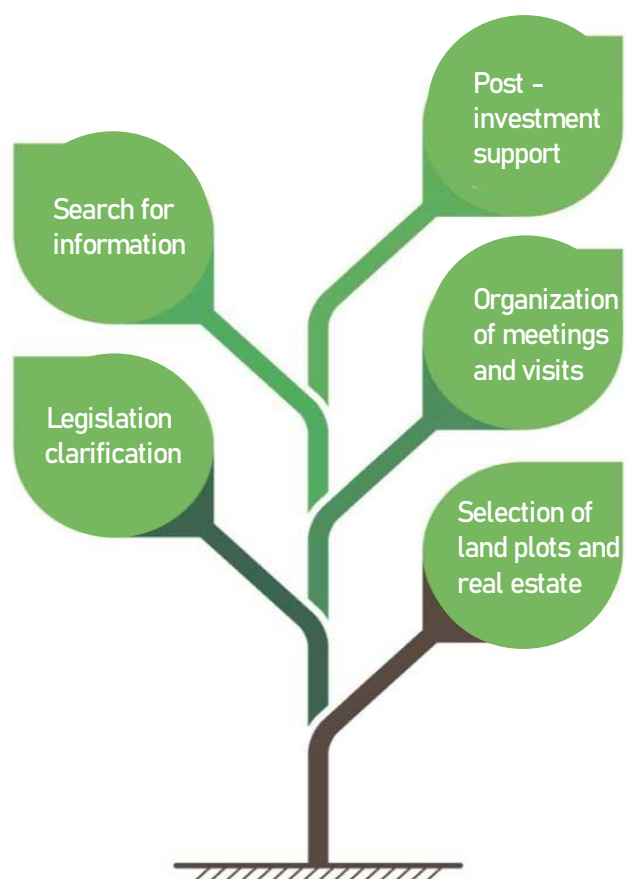
National Agency of Investment and Privatization



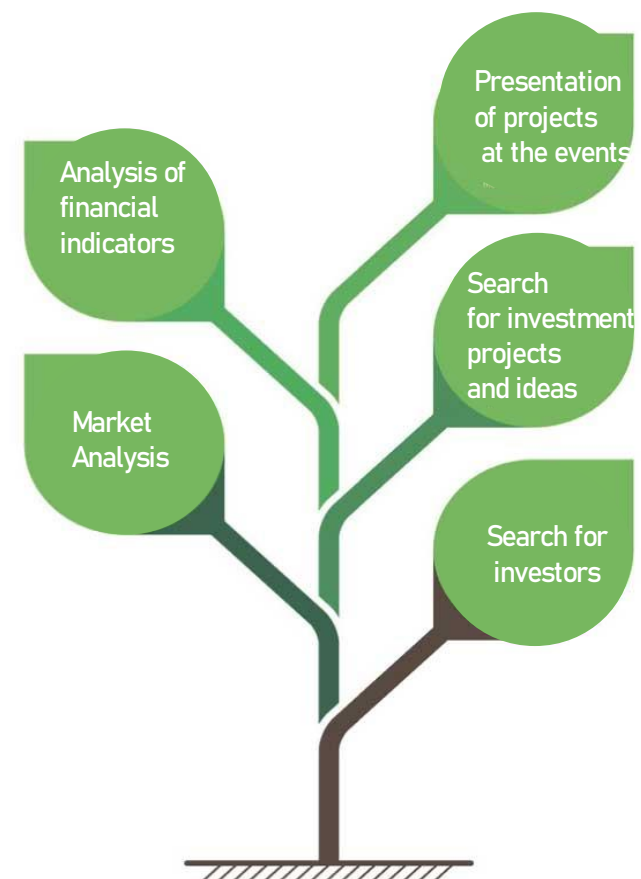
SERVICES **>1000**
FREE **SUPPORTED**
OF CHARGE **FOREIGN COMPANIES**

mail@investinbelarus.by

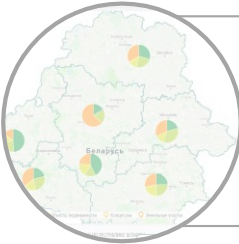
"One-stop shop" for foreign investors



Project office



National Agency of Investment and Privatization



890
INVESTMENT PROPOSALS



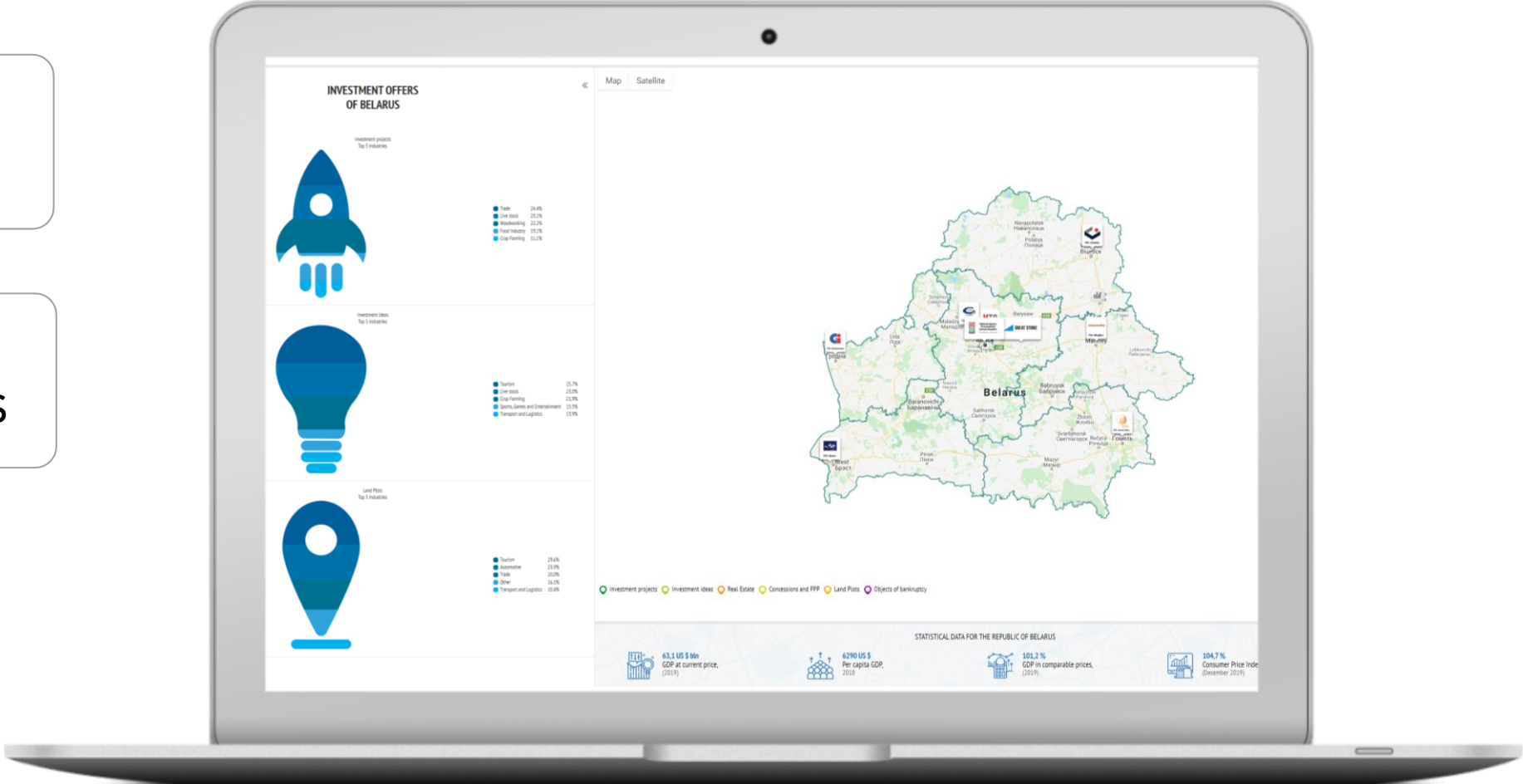
1020
LAND PLOTS

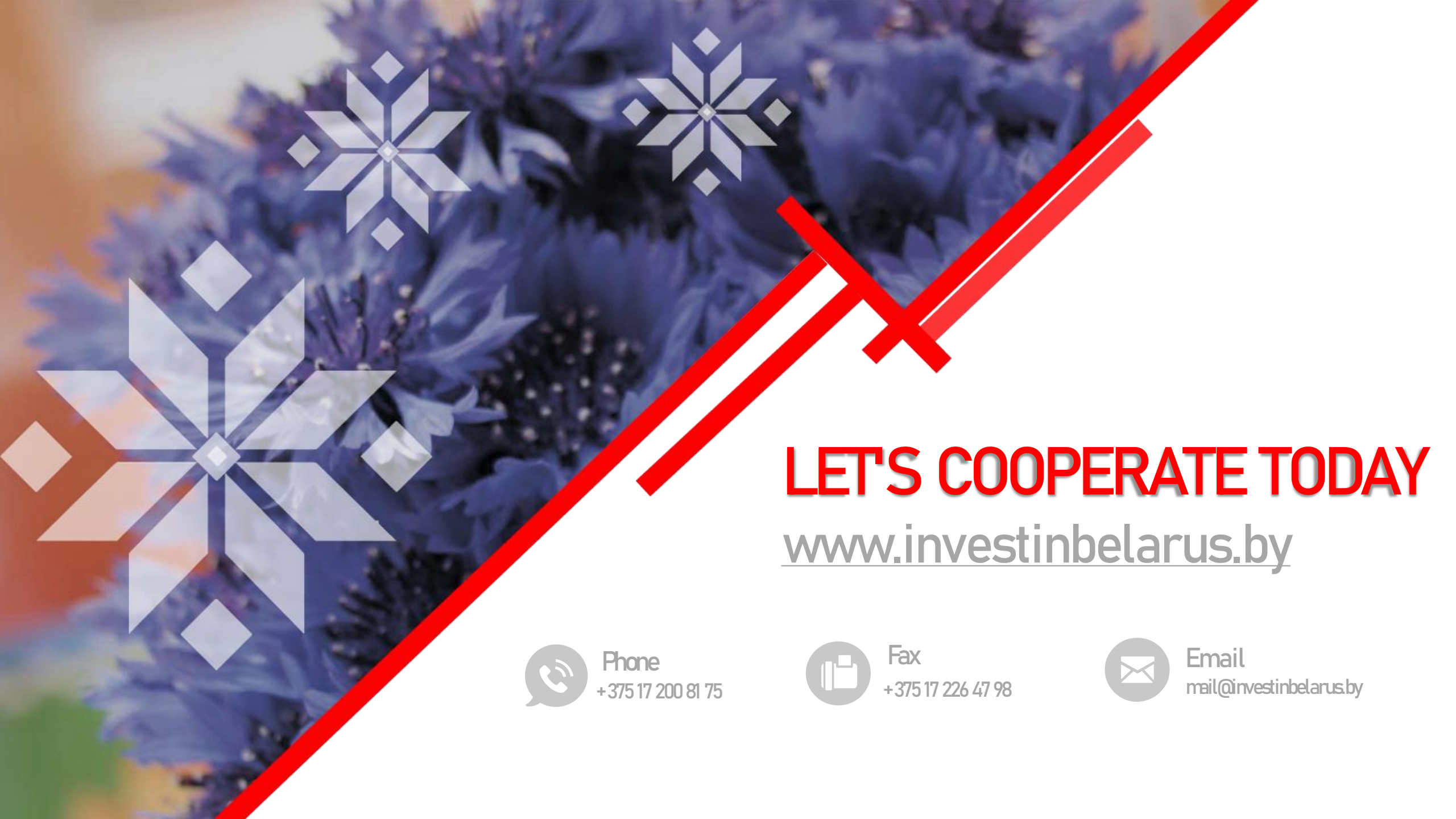


580
REAL ESTATE OBJECTS

FULL ASSISTANCE IN THE SELECTION OF INVESTMENT SITES

- PROJECTS
- LAND PLOTS
- REAL ESTATE





LET'S COOPERATE TODAY

www.investinbelarus.by



Phone
+375 17 200 81 75



Fax
+375 17 226 47 98



Email
mail@investinbelarus.by